



Certificate of Analysis

FOR COMPLIANCE

Laboratory Sample ID: AL41004001-001



Production Method: Pectin
Harvest/Lot ID: E-KC-BD-03-0924
Batch#: E-KC-BD-03-0924
Sample Size Received: 3 units
Total Amount: 2500 units
Retail Product Size: 39 gram
Retail Serving Size: 3.9 gram
Servings: 10
Sampled: 10/04/24 03:40 PM
Sampling Start: 03:40 PM
Sampling End: 04:25 PM
Sampling Method: SOP.T.20.010.NY

Cirona Labs

License # : OCM-PROC-24-000051

350 Buell Road
Rochester, NY, 14624, US

PASSED

Pages 1 of 6

SAFETY RESULTS



Pesticides
PASSED



Heavy Metals
PASSED



Microbials
PASSED



Mycotoxins
PASSED



Residuals
Solvents
PASSED



Filth
NOT TESTED



Water Activity
PASSED



Moisture
NOT TESTED

MISC.



Terpenes
TESTED



Cannabinoid

PASSED



Total THC
0.2646%

Total THC/Container : 103.1940 mg



Total CBD
0.2770%

Total CBD/Container : 108.0300 mg



Total Cannabinoids
0.8360%

Total Cannabinoids/Container : 326.0400 mg

| | (6AR,9R) D10-THC | (6AR,9S) D10-THC | CBC | CBD | CBDA | CBDV | CBG | D8-THC | CBGA | CBN | D9-THC | THCA | THCV |
|---------|---------------------|---------------------|--------|---------|--------|--------|--------|---------|---------|---------|---------|---------|--------|
| % | <0.0006 | <0.0007 | 0.0046 | 0.2760 | 0.0012 | 0.0057 | 0.0052 | <0.0007 | <0.0007 | 0.2746 | 0.2646 | <0.0007 | 0.0041 |
| mg/unit | <0.234 | <0.273 | 1.794 | 107.640 | 0.468 | 2.223 | 2.028 | <0.273 | <0.273 | 107.094 | 103.194 | <0.273 | 1.599 |
| LOQ | 0.0006 | 0.0007 | 0.0007 | 0.0007 | 0.0007 | 0.0007 | 0.0007 | 0.0007 | 0.0007 | 0.0007 | 0.0007 | 0.0007 | 0.0007 |
| % | % | % | % | % | % | % | % | % | % | % | % | % | % |

Weight:
3.0795g

Analysis Method : SOP.T.30.031.NY, SOP.T.40.031.NY
Analyzed Date : 10/04/24 15:54:49

This Kaycha Labs Certification shall not be reproduced, unless in its entirety, without written approval from Kaycha Labs. The results relate only to the material or product analyzed. ND=Not Detected, ppm=Parts Per Million, ppb=Parts Per Billion, RSD=Relative Standard Deviation. Limit of Detection (LOD) and Limit Of Quantitation (LOQ) are terms used to describe the smallest concentration that can be detected and reliably measured by an analytical procedure, respectively. Action Levels are State determined thresholds based on 9 New York Codes, Rules and Regulations (NYCRR) Part 130 and Cannabis Law. The Measurement of Uncertainty (MU) error is available from the lab upon request. The "Decision Rule" for pass/fail does not include the MU. Any calculated totals may contain rounding errors.

Erica Troy

Lab Director

NY Permit # OCM-CPL-2022-00006
ISO 17025 Accreditation # 97164



Signature
10/09/24



Certificate of Analysis

PASSED

Cirona Labs

350 Buell Road
Rochester, NY, 14624, US
Telephone: (305) 498-3066
Email: hunter@cironalabs.com
License # : OCM-PROC-24-000051

Sample : AL41004001-001
Harvest/Lot ID: E-KC-BD-03-0924

Batch# : E-KC-BD-03-0924 Sample Size Received : 3 units
Sampled : 10/04/24 03:40 PM Total Amount : 2500 units
Sampling Method : SOP.T.20.010.NY

Page 2 of 6

| Terpenes | | | | TESTED | | | | | |
|---------------------|---------|---------|---------|-------------------|--|---------|---------|---|------------|
| Terpenes | LOQ (%) | mg/unit | % | Result (%) | Terpenes | LOQ (%) | mg/unit | % | Result (%) |
| ALPHA TERPINEOL | 0.00 | <1.560 | <0.0040 | | Weight: | | | | |
| BETA-CARYOPHYLLENE | 0.00 | <1.560 | <0.0040 | | 1.056g | | | | |
| CAMPHENE | 0.00 | <1.560 | <0.0040 | | Analysis Method : SOP.T.30.064.NY, SOP.T.40.064.NY | | | | |
| CARYOPHYLLENE OXIDE | 0.00 | <1.560 | <0.0040 | | Analyzed Date : 10/04/24 15:34:04 | | | | |
| FARNESENE | 0.10 | <39.000 | <0.1000 | | | | | | |
| FENCHYL ALCOHOL | 0.00 | <1.560 | <0.0040 | | | | | | |
| GERANIOL | 0.00 | <1.560 | <0.0040 | | | | | | |
| GUAIOL | 0.00 | <1.560 | <0.0040 | | | | | | |
| LIMONENE | 0.00 | <1.560 | <0.0040 | | | | | | |
| LINALOOL | 0.00 | <1.560 | <0.0040 | | | | | | |
| MENTHOL | 0.00 | <1.560 | <0.0040 | | | | | | |
| OCIMENE | 0.00 | <1.560 | <0.0040 | | | | | | |
| TERPINOLENE | 0.00 | <1.560 | <0.0040 | | | | | | |
| VALENCENE | 0.00 | <1.560 | <0.0040 | | | | | | |
| ALPHA-BISABOLOL | 0.00 | <1.560 | <0.0040 | | | | | | |
| ALPHA-HUMULENE | 0.00 | <1.560 | <0.0040 | | | | | | |
| ALPHA-PHELLANDRENE | 0.00 | <1.560 | <0.0040 | | | | | | |
| ALPHA-PINENE | 0.00 | <1.560 | <0.0040 | | | | | | |
| ALPHA-TERPINENE | 0.00 | <1.560 | <0.0040 | | | | | | |
| BETA-MYRCENE | 0.00 | <1.560 | <0.0040 | | | | | | |
| BETA-PINENE | 0.00 | <1.560 | <0.0040 | | | | | | |
| Total (%) | | | | <0.1000 | | | | | |

This Kaycha Labs Certification shall not be reproduced, unless in its entirety, without written approval from Kaycha Labs. The results relate only to the material or product analyzed. ND=Not Detected, ppm=Parts Per Million, ppb=Parts Per Billion, RSD=Relative Standard Deviation. Limit of Detection (LOD) and Limit Of Quantitation (LOQ) are terms used to describe the smallest concentration that can be detected and reliably measured by an analytical procedure, respectively. Action Levels are State determined thresholds based on 9 New York Codes, Rules and Regulations (NYCRR) Part 130 and Cannabis Law. The Measurement of Uncertainty (MU) error is available from the lab upon request. The "Decision Rule" for pass/fail does not include the MU. Any calculated totals may contain rounding errors.

Erica Troy
Lab Director

NY Permit # OCM-CPL-2022-00006
ISO 17025 Accreditation # 97164

Signature
10/09/24



Certificate of Analysis

PASSED

Cirona Labs

350 Buell Road
Rochester, NY, 14624, US
Telephone: (305) 498-3066
Email: hunter@cironalabs.com
License #: OCM-PROC-24-000051

Sample : AL41004001-001
Harvest/Lot ID: E-KC-BD-03-0924

Batch #: E-KC-BD-03-0924 Sample Size Received : 3 units
Sampled : 10/04/24 03:40 PM Total Amount : 2500 units
Sampling Method : SOP.T.20.010.NY

Page 3 of 6



Pesticides

PASSED

| Pesticide | LOQ | Units | Action Level | Pass/Fail | Result | Pesticide | LOQ | Units | Action Level | Pass/Fail | Result |
|-----------------------|--------|-------|--------------|-----------|---------|---|--------|-------|--------------|-----------|---------|
| ACEQUINOCLY | 0.1000 | ppm | 2 | PASS | <0.1000 | PACLOBUTRAZOL | 0.1000 | ppm | 0.4 | PASS | <0.1000 |
| PYRETHRINS, TOTAL | 0.1000 | ppm | 1 | PASS | <0.1000 | PERMETHRIN | 0.1000 | ppm | 0.2 | PASS | <0.1000 |
| AZADIRACTHIN | 0.1000 | ppm | 1 | PASS | <0.1000 | PHOSMET | 0.1000 | ppm | 0.2 | PASS | <0.1000 |
| INDOLE-3-BUTYRIC ACID | 0.1000 | ppm | 1 | PASS | <0.1000 | PRALLETHRIN | 0.1000 | ppm | 0.2 | PASS | <0.1000 |
| MYCLOBUTANIL | 0.1000 | ppm | 0.2 | PASS | <0.1000 | PROPICONAZOLE | 0.1000 | ppm | 0.4 | PASS | <0.1000 |
| PIPERONYL BUTOXIDE | 0.1000 | ppm | 2 | PASS | <0.1000 | PROPOXUR | 0.1000 | ppm | 0.2 | PASS | <0.1000 |
| ABAMECTIN B1A | 0.1000 | ppm | 0.5 | PASS | <0.1000 | PYRIDABEN | 0.1000 | ppm | 0.2 | PASS | <0.1000 |
| ACEPHATE | 0.1000 | ppm | 0.4 | PASS | <0.1000 | SPINETORAM, TOTAL | 0.1000 | ppm | 1 | PASS | <0.1000 |
| ACETAMIPRID | 0.1000 | ppm | 0.2 | PASS | <0.1000 | SPINOSAD, TOTAL | 0.1000 | ppm | 0.2 | PASS | <0.1000 |
| ALDICARB | 0.1000 | ppm | 0.4 | PASS | <0.1000 | SPIROMESIFEN | 0.1000 | ppm | 0.2 | PASS | <0.1000 |
| AZOXYSTROBIN | 0.1000 | ppm | 0.2 | PASS | <0.1000 | SPIROTETRAMAT | 0.1000 | ppm | 0.2 | PASS | <0.1000 |
| CHLORMEQUAT CHLORIDE | 0.1000 | ppm | 1 | PASS | <0.1000 | SPIROXAMINE | 0.1000 | ppm | 0.2 | PASS | <0.1000 |
| BIFENAZATE | 0.1000 | ppm | 0.2 | PASS | <0.1000 | TEBUCONAZOLE | 0.1000 | ppm | 0.4 | PASS | <0.1000 |
| BIFENTHRIN | 0.1000 | ppm | 0.2 | PASS | <0.1000 | THIACLOPRID | 0.1000 | ppm | 0.2 | PASS | <0.1000 |
| CHLORPYRIFOS | 0.1000 | ppm | 0.2 | PASS | <0.1000 | THIAMETHOXAM | 0.1000 | ppm | 0.2 | PASS | <0.1000 |
| COUMAPHOS | 0.1000 | ppm | 1 | PASS | <0.1000 | TRIFLOXYSTROBIN | 0.1000 | ppm | 0.2 | PASS | <0.1000 |
| CARBARYL | 0.1000 | ppm | 0.2 | PASS | <0.1000 | CAPTAN * | 0.1000 | ppm | 1 | PASS | <0.1000 |
| DAMINOZIDE | 0.1000 | ppm | 1 | PASS | <0.1000 | CHLORDANE * | 0.1000 | ppm | 1 | PASS | <0.1000 |
| CARBOFURAN | 0.1000 | ppm | 0.2 | PASS | <0.1000 | CHLORFENAPYR * | 0.1000 | ppm | 1 | PASS | <0.1000 |
| BOSCALID | 0.1000 | ppm | 0.4 | PASS | <0.1000 | CYFLUTHRIN * | 0.1000 | ppm | 1 | PASS | <0.1000 |
| CHLORANTRANILIPROLE | 0.1000 | ppm | 0.2 | PASS | <0.1000 | CYPERMETHRIN * | 0.1000 | ppm | 1 | PASS | <0.1000 |
| DIAZINON | 0.1000 | ppm | 0.2 | PASS | <0.1000 | METHYL PARATHION * | 0.1000 | ppm | 0.2 | PASS | <0.1000 |
| CLOFENTEZINE | 0.1000 | ppm | 0.2 | PASS | <0.1000 | MGK-264 * | 0.1000 | ppm | 0.2 | PASS | <0.1000 |
| DICHLORVOS | 0.1000 | ppm | 1 | PASS | <0.1000 | PENTACHLORONITROBENZENE * | 0.1000 | ppm | 1 | PASS | <0.1000 |
| DIMETHOATE | 0.1000 | ppm | 0.2 | PASS | <0.1000 | | | | | | |
| DIMETHOMORPH | 0.1000 | ppm | 1 | PASS | <0.1000 | Weight: | | | | | |
| ETHOPROPHOS | 0.1000 | ppm | 0.2 | PASS | <0.1000 | 0.4753g | | | | | |
| ETOFENPROX | 0.1000 | ppm | 0.4 | PASS | <0.1000 | Analysis Method : SOP.T.40.104.NY, SOP.T30.104.NY and SOP.T.40.154.NY | | | | | |
| ETOXAZOLE | 0.1000 | ppm | 0.2 | PASS | <0.1000 | Analyzed Date : 10/04/24 16:12:33 | | | | | |
| FENHEXAMID | 0.1000 | ppm | 1 | PASS | <0.1000 | | | | | | |
| FENYOXCARB | 0.1000 | ppm | 0.2 | PASS | <0.1000 | Weight: | | | | | |
| FENPYROXIMATE | 0.1000 | ppm | 0.4 | PASS | <0.1000 | 0.4753g | | | | | |
| FIPRONIL | 0.1000 | ppm | 0.4 | PASS | <0.1000 | Analysis Method : SOP.T.40.154.NY | | | | | |
| FLONICAMID | 0.1000 | ppm | 1 | PASS | <0.1000 | Analyzed Date : 10/04/24 16:12:18 | | | | | |
| FLUDIOXONIL | 0.1000 | ppm | 0.4 | PASS | <0.1000 | | | | | | |
| HEXYTHIAZOX | 0.1000 | ppm | 1 | PASS | <0.1000 | | | | | | |
| IMAZALIL | 0.1000 | ppm | 0.2 | PASS | <0.1000 | | | | | | |
| IMIDACLOPRID | 0.1000 | ppm | 0.4 | PASS | <0.1000 | | | | | | |
| KRESOXIM METHYL | 0.1000 | ppm | 0.4 | PASS | <0.1000 | | | | | | |
| MALATHION | 0.1000 | ppm | 0.2 | PASS | <0.1000 | | | | | | |
| METALAXYL | 0.1000 | ppm | 0.2 | PASS | <0.1000 | | | | | | |
| METHIOCARB | 0.1000 | ppm | 0.2 | PASS | <0.1000 | | | | | | |
| METHOMYL | 0.1000 | ppm | 0.4 | PASS | <0.1000 | | | | | | |
| MEVINPHOS | 0.1000 | ppm | 1 | PASS | <0.1000 | | | | | | |
| NALED | 0.1000 | ppm | 0.5 | PASS | <0.1000 | | | | | | |
| OXAMYL | 0.1000 | ppm | 1 | PASS | <0.1000 | | | | | | |

This Kaycha Labs Certification shall not be reproduced, unless in its entirety, without written approval from Kaycha Labs. The results relate only to the material or product analyzed. ND=Not Detected, ppm=Parts Per Million, ppb=Parts Per Billion, RSD=Relative Standard Deviation. Limit of Detection (LOD) and Limit Of Quantitation (LOQ) are terms used to describe the smallest concentration that can be detected and reliably measured by an analytical procedure, respectively. Action Levels are State determined thresholds based on 9 New York Codes, Rules and Regulations (NYCRR) Part 130 and Cannabis Law. The Measurement of Uncertainty (MU) error is available from the lab upon request. The "Decision Rule" for pass/fail does not include the MU. Any calculated totals may contain rounding errors.

Erica Troy

Lab Director

NY Permit # OCM-CPL-2022-00006
ISO 17025 Accreditation # 97164



Signature
10/09/24



Certificate of Analysis

PASSED
Cirona Labs

 350 Buell Road
 Rochester, NY, 14624, US
 Telephone: (305) 498-3066
 Email: hunter@cironalabs.com
 License #: OCM-PROC-24-000051

Sample : AL41004001-001
Harvest/Lot ID: E-KC-BD-03-0924
Batch# : E-KC-BD-03-0924
Sampled : 10/04/24 03:40 PM
Sample Size Received : 3 units
Total Amount : 2500 units
Sampling Method : SOP.T.20.010.NY

Page 4 of 6



Residual Solvents

PASSED

| Solvents | LOQ | Units | Action Level | Pass/Fail | Result |
|---------------------------|-------|-------|--------------|-----------|--------|
| 1,1,1,2-TETRAFLUOROETHANE | 500.0 | ppm | 1000 | PASS | <500.0 |
| DIMETHYL SULFOXIDE | 375.0 | ppm | 5000 | PASS | <375.0 |
| 1,1,1-TRICHLOROETHANE | 375.0 | ppm | 1500 | PASS | <375.0 |
| HEXANE, TOTAL | 125.0 | ppm | 290 | PASS | <125.0 |
| PENTANES, TOTAL | 125.0 | ppm | 5000 | PASS | <125.0 |
| BUTANES, TOTAL | 750.0 | ppm | 5000 | PASS | <750.0 |
| XYLENES, TOTAL | 125.0 | ppm | 2170 | PASS | <125.0 |
| 1,2-DICHLOROETHANE | 1.3 | ppm | 5 | PASS | <1.3 |
| PROPANE | 750.0 | ppm | 5000 | PASS | <750.0 |
| METHANOL | 125.0 | ppm | 3000 | PASS | <125.0 |
| ETHANOL | 125.0 | ppm | 5000 | PASS | 774.7 |
| ETHYL ETHER | 125.0 | ppm | 5000 | PASS | <125.0 |
| ACETONE | 125.0 | ppm | 5000 | PASS | <125.0 |
| 2-PROPANOL | 125.0 | ppm | 5000 | PASS | <125.0 |
| ACETONITRILE | 125.0 | ppm | 410 | PASS | <125.0 |
| DICHLOROMETHANE | 125.0 | ppm | 600 | PASS | <125.0 |
| ETHYL ACETATE | 125.0 | ppm | 5000 | PASS | <125.0 |
| BENZENE | 1.3 | ppm | 2 | PASS | <1.3 |
| N-HEPTANE | 125.0 | ppm | 5000 | PASS | <125.0 |
| TOLUENE | 125.0 | ppm | 890 | PASS | <125.0 |
| CHLOROFORM | 1.3 | ppm | 60 | PASS | <1.3 |

Weight:

0.0291g

Analysis Method : SOP.T.40.044.NY

Analyzed Date : 10/04/24 16:52:51



Certificate of Analysis

PASSED

Cirona Labs

350 Buell Road
Rochester, NY, 14624, US
Telephone: (305) 498-3066
Email: hunter@cironalabs.com
License # : OCM-PROC-24-000051

Sample : AL41004001-001

Harvest/Lot ID: E-KC-BD-03-0924

Batch# : E-KC-BD-03-0924



Sampled : 10/04/24 03:40 PM


Sample Size Received : 3 units

Total Amount : 2500 units

Sampling Method : SOP.T.20.010.NY

Page 5 of 6

|  Microbial PASSED | | | | | |  Mycotoxins PASSED | | | | | |
|---|-----|-------|-------------|-------------|--------------|--|--------|-------|---------|-------------|--------------|
| Analyte | LOQ | Units | Result | Pass / Fail | Action Level | Analyte | LOQ | Units | Result | Pass / Fail | Action Level |
| TOTAL AEROBIC BACTERIA | 100 | CFU/g | 100 | PASS | 10000 | AFLATOXIN G2 | 0.0025 | ppm | <0.0025 | PASS | 0.02 |
| TOTAL YEAST AND MOLD | 100 | CFU/g | <100 | PASS | 1000 | AFLATOXIN G1 | 0.0025 | ppm | <0.0025 | PASS | 0.02 |
| ESCHERICHIA COLI SHIGELLA SPP | 1 | | Not Present | PASS | | AFLATOXIN B2 | 0.0025 | ppm | <0.0025 | PASS | 0.02 |
| SALMONELLA SPECIES | 1 | | Not Present | PASS | | AFLATOXIN B1 | 0.0025 | ppm | <0.0025 | PASS | 0.02 |
| ASPERGILLUS TERREUS | 1 | | Not Present | PASS | | OCHRATOXIN A+ | 0.0100 | ppm | <0.0100 | PASS | 0.02 |
| ASPERGILLUS NIGER | 1 | | Not Present | PASS | | TOTAL AFLATOXINS (B1, B2, G1, G2) | 0.0025 | ppm | <0.0025 | PASS | 0.02 |
| ASPERGILLUS FLAVUS | 1 | | Not Present | PASS | | | | | | | |
| ASPERGILLUS FUMIGATUS | 1 | | Not Present | PASS | | | | | | | |
| Weight: 1.05g Analysis Method : SOP.T.40.058A.NY, SOP.T.40.058B.NY, SOP.T.40.208.NY Analyzed Date : 10/04/24 10:42:42 | | | | | | Weight: 0.4753g Analysis Method : SOP.T.30.104.NY, SOP.T.40.104.NY Analyzed Date : 10/04/24 16:12:21 | | | | | |

|  Heavy Metals PASSED | | | | | |
|--|--------|-------|---------|-------------|--------------|
| Metal | LOQ | Units | Result | Pass / Fail | Action Level |
| ANTIMONY | 0.1000 | ug/g | <0.1000 | PASS | 120 |
| ARSENIC | 0.1000 | ug/g | <0.1000 | PASS | 1.5 |
| CADMIUM | 0.1000 | ug/g | <0.1000 | PASS | 0.5 |
| CHROMIUM | 1.0000 | ug/g | <1.0000 | PASS | 1100 |
| COPPER | 1.0000 | ug/g | <1.0000 | PASS | 300 |
| LEAD | 0.1000 | ug/g | <0.1000 | PASS | 0.5 |
| MERCURY | 0.0100 | ug/g | <0.0100 | PASS | 3 |
| NICKEL | 0.1000 | ug/g | <0.1000 | PASS | 20 |
| Weight: 0.4383g Analysis Method : SOP.T.30.084.NY, SOP.T.40.084.NY Analyzed Date : 10/04/24 17:51:24 | | | | | |





Certificate of Analysis

PASSED

Cirona Labs

350 Buell Road
Rochester, NY, 14624, US
Telephone: (305) 498-3066
Email: hunter@cironalabs.com
License # : OCM-PROC-24-000051

Sample : AL41004001-001

Harvest/Lot ID: E-KC-BD-03-0924
Batch# : E-KC-BD-03-0924 Sample Size Received : 3 units
Sampled : 10/04/24 03:40 PM Total Amount : 2500 units
Sampling Method : SOP.T.20.010.NY

Page 6 of 6

| | | |
|---|-----------------------|---------------|
|  | Water Activity | PASSED |
|---|-----------------------|---------------|

| Analyte | LOQ | Units | Result | P/F | Action Level |
|--|------|-------|--------|------|--------------|
| Water Activity | 0.10 | aw | 0.60 | PASS | 0.85 |
| Weight: 1.7492g | | | | | |
| Analysis Method : SOP.T.40.019 | | | | | |
| Analyzed Date : 10/07/24 13:07:22 | | | | | |

This Kaycha Labs Certification shall not be reproduced, unless in its entirety, without written approval from Kaycha Labs. The results relate only to the material or product analyzed. ND=Not Detected, ppm=Parts Per Million, ppb=Parts Per Billion, RSD=Relative Standard Deviation. Limit of Detection (LOD) and Limit Of Quantitation (LOQ) are terms used to describe the smallest concentration that can be detected and reliably measured by an analytical procedure, respectively. Action Levels are State determined thresholds based on 9 New York Codes, Rules and Regulations (NYCRR) Part 130 and Cannabis Law. The Measurement of Uncertainty (MU) error is available from the lab upon request. The "Decision Rule" for pass/fail does not include the MU. Any calculated totals may contain rounding errors.

Erica Troy
Lab Director

NY Permit # OCM-CPL-2022-00006
ISO 17025 Accreditation # 97164



Signature
10/09/24