



Certificate of Analysis

FOR COMPLIANCE



Sample:AL40605005-001
Harvest/Lot ID: E-KC-PP-01-0624
Batch#: E-KC-PP-01-0624
Seed to Sale# NA
Sample Size Received: 25 units
Total Amount: 3600 units
Retail Product Size: 72 gram
Retail Serving Size: 3.6 gram
Servings: 20
Sampled: 06/05/24 10:05 AM
Sampling Start: 10:05 AM
Sampling End: 10:30 AM
Sampling Method: A Cut Above OCM-CSF-00008

Cirona Labs

License # : OCM-AUCP-22-000002

350 Buell Road
Rochester, NY, 14624, US

PASSED

Pages 1 of 6

SAFETY RESULTS


Pesticides
PASSED


Heavy Metals
PASSED


Microbials
PASSED


Mycotoxins
PASSED


Residuals
Solvents
PASSED


Filtration
NOT TESTED


Water Activity
PASSED


Moisture
NOT TESTED

MISC.


Terpenes
TESTED



Cannabinoid

PASSED



Total THC
0.1393%
Total THC/Container : 100.296 mg



Total CBD
<0.0007
Total CBD/Container : 0.000 mg



Total Cannabinoids
0.1483%
Total Cannabinoids/Container : 106.776 mg

| | (6AR,9R) D10-THC | (6AR,9S) D10-THC | CBC | CBD | CBDA | CBDV | CBG | CBGA | CBN | D8-THC | D9-THC | THCA | THCV |
|---------|---------------------|---------------------|---------|---------|---------|---------|--------|---------|--------|---------|---------|---------|--------|
| % | <0.0006 | <0.0007 | <0.0007 | <0.0007 | <0.0007 | <0.0007 | 0.0044 | <0.0007 | 0.0016 | <0.0007 | 0.1393 | <0.0007 | 0.0030 |
| mg/unit | <0.432 | <0.504 | <0.504 | <0.504 | <0.504 | <0.504 | 3.168 | <0.504 | 1.152 | <0.504 | 100.296 | <0.504 | 2.160 |
| LOQ | 0.0006 | 0.0007 | 0.0007 | 0.0007 | 0.0007 | 0.0007 | 0.0007 | 0.0007 | 0.0007 | 0.0007 | 0.0007 | 0.0007 | 0.0007 |
| % | % | % | % | % | % | % | % | % | % | % | % | % | % |

Weight:
2.9046g

Analysis Method : SOP.T.30.031.NY, SOP.T.40.031.NY
Analyzed Date : 06/06/24 16:11:48

This Kaycha Labs Certification shall not be reproduced, unless in its entirety, without written approval from Kaycha Labs. The results relate only to the material or product analyzed. ND=Not Detected, ppm=Parts Per Million, ppb=Parts Per Billion, RSD=Relative Standard Deviation. Limit of Detection (LOD) and Limit Of Quantitation (LOQ) are terms used to describe the smallest concentration that can be detected and reliably measured by an analytical procedure, respectively. Action Levels are State determined thresholds based on 9 New York Codes, Rules and Regulations (NYCRR) Part 130 and Cannabis Law. The Measurement of Uncertainty (MU) error is available from the lab upon request. The "Decision Rule" for pass/fail does not include the MU. Any calculated totals may contain rounding errors.

Erica Troy

Lab Director

NY Permit # OCM-CPL-2022-00006
ISO 17025 Accreditation # 97164



Signature
06/12/24



Certificate of Analysis

PASSED

Cirona Labs

350 Buell Road
Rochester, NY, 14624, US
Telephone: (305) 498-3066
Email: hunter@cironalabs.com
License # : OCM-AUCP-22-000002

Sample : AL40605005-001

Harvest/Lot ID: E-KC-PP-01-0624

Batch# : E-KC-PP-01-0624

Sampled : 06/05/24 10:05 AM

Sample Size Received : 25 units

Total Amount : 3600 units

Sampling Method : A Cut Above OCM-CSF-00008

Page 2 of 6



Terpenes

TESTED

| Terpenes | LOQ (%) | mg/unit | % | Result (%) | Terpenes | LOQ (%) | mg/unit | % | Result (%) |
|---------------------|---------|---------|-------|-----------------|--|---------|---------|---|------------|
| ALPHA TERPINEOL | 0.04 | <28.8 | <0.04 | | Weight: | | | | |
| LIMONENE | 0.10 | <72.0 | <0.10 | | 0.9878g | | | | |
| LINALOOL | 0.10 | <72.0 | <0.10 | | Analysis Method : SOP.T.30.064.NY, SOP.T.40.064.NY | | | | |
| BETA-CARYOPHYLLENE | 0.04 | <28.8 | <0.04 | | Analyzed Date : N/A | | | | |
| CAMPHENE | 0.10 | <72.0 | <0.10 | | | | | | |
| CARYOPHYLLENE OXIDE | 0.04 | <28.8 | <0.04 | | | | | | |
| FARNESENE | 0.10 | <72.0 | <0.10 | | | | | | |
| FENCHYL ALCOHOL | 0.04 | <28.8 | <0.04 | | | | | | |
| GERANIOL | 0.04 | <28.8 | <0.04 | | | | | | |
| GUAJOL | 0.04 | <28.8 | <0.04 | | | | | | |
| MENTHOL | 0.10 | <72.0 | <0.10 | | | | | | |
| OCIMENE | 0.10 | <72.0 | <0.10 | | | | | | |
| TERPINOLENE | 0.04 | <28.8 | <0.04 | | | | | | |
| VALENCENE | 0.10 | <72.0 | <0.10 | | | | | | |
| ALPHA-BISABOLOL | 0.04 | <28.8 | <0.04 | | | | | | |
| ALPHA-HUMULENE | 0.04 | <28.8 | <0.04 | | | | | | |
| ALPHA-PHELLANDRENE | 0.10 | <72.0 | <0.10 | | | | | | |
| ALPHA-PINENE | 0.10 | <72.0 | <0.10 | | | | | | |
| ALPHA-TERPINENE | 0.10 | <72.0 | <0.10 | | | | | | |
| BETA-MYRCENE | 0.10 | <72.0 | <0.10 | | | | | | |
| BETA-PINENE | 0.10 | <72.0 | <0.10 | | | | | | |
| Total (%) | | | | <0.10 | | | | | |

This Kaycha Labs Certification shall not be reproduced, unless in its entirety, without written approval from Kaycha Labs. The results relate only to the material or product analyzed. ND=Not Detected, ppm=Parts Per Million, ppb=Parts Per Billion, RSD=Relative Standard Deviation. Limit of Detection (LOD) and Limit Of Quantitation (LOQ) are terms used to describe the smallest concentration that can be detected and reliably measured by an analytical procedure, respectively. Action Levels are State determined thresholds based on 9 New York Codes, Rules and Regulations (NYCRR) Part 130 and Cannabis Law. The Measurement of Uncertainty (MU) error is available from the lab upon request. The "Decision Rule" for pass/fail does not include the MU. Any calculated totals may contain rounding errors.

Erica Troy

Lab Director

NY Permit # OCM-CPL-2022-00006
ISO 17025 Accreditation # 97164

Signature
06/12/24



Certificate of Analysis

PASSED

Cirona Labs

 350 Buell Road
 Rochester, NY, 14624, US
 Telephone: (305) 498-3066
 Email: hunter@cironalabs.com
 License # : OCM-AUCP-22-000002

Sample : AL40605005-001

Harvest/Lot ID: E-KC-PP-01-0624

Batch # : E-KC-PP-01-0624


Sampled : 06/05/24 10:05 AM

Sample Size Received : 25 units

Total Amount : 3600 units

Sampling Method : A Cut Above OCM-CSF-00008

Page 3 of 6

|  Pesticides | | | | | | PASSED | | | | | |
|---|-----|-------|--------------|-----------|--------|---|-----|-------|--------------|-----------|--------|
| Pesticide | LOQ | Units | Action Level | Pass/Fail | Result | Pesticide | LOQ | Units | Action Level | Pass/Fail | Result |
| PYRETHRINS, TOTAL | 0.1 | ppm | 1 | PASS | <0.1 | PACLOBUTRAZOL | 0.1 | ppm | 0.4 | PASS | <0.1 |
| AZADIRACTHIN | 0.1 | ppm | 1 | PASS | <0.1 | PERMETHRIN | 0.1 | ppm | 0.2 | PASS | <0.1 |
| INDOLE-3-BUTYRIC ACID | 0.1 | ppm | 1 | PASS | <0.1 | PHOSMET | 0.1 | ppm | 0.2 | PASS | <0.1 |
| MYCLOBUTANIL | 0.1 | ppm | 0.2 | PASS | <0.1 | PRALLETHRIN | 0.1 | ppm | 0.2 | PASS | <0.1 |
| PIPERONYL BUTOXIDE | 0.1 | ppm | 2 | PASS | <0.1 | PROPICONAZOLE | 0.1 | ppm | 0.4 | PASS | <0.1 |
| ABAMECTIN B1A | 0.1 | ppm | 0.5 | PASS | <0.1 | PROPOXUR | 0.1 | ppm | 0.2 | PASS | <0.1 |
| ACEPHATE | 0.1 | ppm | 0.4 | PASS | <0.1 | PYRIDABEN | 0.1 | ppm | 0.2 | PASS | <0.1 |
| ACEQUINOCYL | 0.1 | ppm | 2 | PASS | <0.1 | SPINETORAM, TOTAL | 0.1 | ppm | 1 | PASS | <0.1 |
| ACETAMIPRID | 0.1 | ppm | 0.2 | PASS | <0.1 | SPINOSAD, TOTAL | 0.1 | ppm | 0.2 | PASS | <0.1 |
| ALDICARB | 0.1 | ppm | 0.4 | PASS | <0.1 | SPIROMESIFEN | 0.1 | ppm | 0.2 | PASS | <0.1 |
| AZOXYSTROBIN | 0.1 | ppm | 0.2 | PASS | <0.1 | SPIROTETRAMAT | 0.1 | ppm | 0.2 | PASS | <0.1 |
| CHLORMEQUAT CHLORIDE | 0.1 | ppm | 1 | PASS | <0.1 | SPIROXAMINE | 0.1 | ppm | 0.2 | PASS | <0.1 |
| BIFENAZATE | 0.1 | ppm | 0.2 | PASS | <0.1 | TEBUCONAZOLE | 0.1 | ppm | 0.4 | PASS | <0.1 |
| BIFENTHRIN | 0.1 | ppm | 0.2 | PASS | <0.1 | THIACLOPRID | 0.1 | ppm | 0.2 | PASS | <0.1 |
| CARBARYL | 0.1 | ppm | 0.2 | PASS | <0.1 | THIAMETHOXAM | 0.1 | ppm | 0.2 | PASS | <0.1 |
| COUMAPHOS | 0.1 | ppm | 1 | PASS | <0.1 | TRIFLOXYSTROBIN | 0.1 | ppm | 0.2 | PASS | <0.1 |
| CHLORPYRIFOS | 0.1 | ppm | 0.2 | PASS | <0.1 | CAPTAN * | 0.1 | ppm | 1 | PASS | <0.1 |
| DAMINOZIDE | 0.1 | ppm | 1 | PASS | <0.1 | CHLORDANE * | 0.1 | ppm | 1 | PASS | <0.1 |
| BOSCALID | 0.1 | ppm | 0.4 | PASS | <0.1 | CHLORFENAPYR * | 0.1 | ppm | 1 | PASS | <0.1 |
| CARBOFURAN | 0.1 | ppm | 0.2 | PASS | <0.1 | CYFLUTHRIN * | 0.1 | ppm | 1 | PASS | <0.1 |
| CHLORANTRANILIPROLE | 0.1 | ppm | 0.2 | PASS | <0.1 | CYPERMETHRIN * | 0.1 | ppm | 1 | PASS | <0.1 |
| CLOFENTEZINE | 0.1 | ppm | 0.2 | PASS | <0.1 | METHYL PARATHION * | 0.1 | ppm | 0.2 | PASS | <0.1 |
| DIAZINON | 0.1 | ppm | 0.2 | PASS | <0.1 | MGK-264 * | 0.1 | ppm | 0.2 | PASS | <0.1 |
| DICHLORVOS | 0.1 | ppm | 1 | PASS | <0.1 | PENTACHLORONITROBENZENE * | 0.1 | ppm | 1 | PASS | <0.1 |
| DIMETHOATE | 0.1 | ppm | 0.2 | PASS | <0.1 | Weight: | | | | | |
| DIMETHOMORPH | 0.1 | ppm | 1 | PASS | <0.1 | 0.5764g | | | | | |
| ETHOPROPHOS | 0.1 | ppm | 0.2 | PASS | <0.1 | Analysis Method : SOP.T.40.104.NY, SOP.T30.104.NY and SOP.T.40.154.NY | | | | | |
| ETOFENPROX | 0.1 | ppm | 0.4 | PASS | <0.1 | Analyzed Date : 06/06/24 14:46:45 | | | | | |
| ETOXAZOLE | 0.1 | ppm | 0.2 | PASS | <0.1 | Weight: | | | | | |
| FENHEXAMID | 0.1 | ppm | 1 | PASS | <0.1 | 0.5764g | | | | | |
| FENOXYCARB | 0.1 | ppm | 0.2 | PASS | <0.1 | Analysis Method : SOP.T.40.154.NY | | | | | |
| FENPYROXIMATE | 0.1 | ppm | 0.4 | PASS | <0.1 | Analyzed Date : 06/06/24 14:46:39 | | | | | |
| FIPRONIL | 0.1 | ppm | 0.4 | PASS | <0.1 | | | | | | |
| FLONICAMID | 0.1 | ppm | 1 | PASS | <0.1 | | | | | | |
| FLUDIOXONIL | 0.1 | ppm | 0.4 | PASS | <0.1 | | | | | | |
| HEXYTHIAZOX | 0.1 | ppm | 1 | PASS | <0.1 | | | | | | |
| IMAZALIL | 0.1 | ppm | 0.2 | PASS | <0.1 | | | | | | |
| IMIDACLOPRID | 0.1 | ppm | 0.4 | PASS | <0.1 | | | | | | |
| KRESOXIM METHYL | 0.1 | ppm | 0.4 | PASS | <0.1 | | | | | | |
| MALATHION | 0.1 | ppm | 0.2 | PASS | <0.1 | | | | | | |
| METALAXYL | 0.1 | ppm | 0.2 | PASS | <0.1 | | | | | | |
| METHIOCARB | 0.1 | ppm | 0.2 | PASS | <0.1 | | | | | | |
| METHOMYL | 0.1 | ppm | 0.4 | PASS | <0.1 | | | | | | |
| MEVINPHOS | 0.1 | ppm | 1 | PASS | <0.1 | | | | | | |
| NALED | 0.1 | ppm | 0.5 | PASS | <0.1 | | | | | | |
| OXAMYL | 0.1 | ppm | 1 | PASS | <0.1 | | | | | | |

This Kaycha Labs Certification shall not be reproduced, unless in its entirety, without written approval from Kaycha Labs. The results relate only to the material or product analyzed. ND=Not Detected, ppm=Parts Per Million, ppb=Parts Per Billion, RSD=Relative Standard Deviation. Limit of Detection (LOD) and Limit Of Quantitation (LOQ) are terms used to describe the smallest concentration that can be detected and reliably measured by an analytical procedure, respectively. Action Levels are State determined thresholds based on 9 New York Codes, Rules and Regulations (NYCRR) Part 130 and Cannabis Law. The Measurement of Uncertainty (MU) error is available from the lab upon request. The "Decision Rule" for pass/fail does not include the MU. Any calculated totals may contain rounding errors.

Erica Troy

Lab Director

 NY Permit # OCM-CPL-2022-00006
 ISO 17025 Accreditation # 97164

 Signature
 06/12/24



Certificate of Analysis

PASSED
Cirona Labs

 350 Buell Road
 Rochester, NY, 14624, US
 Telephone: (305) 498-3066
 Email: hunter@cironalabs.com
 License # : OCM-AUCP-22-000002

Sample : AL40605005-001
Harvest/Lot ID: E-KC-PP-01-0624
Batch# : E-KC-PP-01-0624
Sampled : 06/05/24 10:05 AM
Sample Size Received : 25 units
Total Amount : 3600 units
Sampling Method : A Cut Above OCM-CSF-00008

Page 4 of 6



Residual Solvents

PASSED

| Solvents | LOQ | Units | Action Level | Pass/Fail | Result |
|-----------------------|--------|-------|--------------|-----------|---------|
| DIMETHYL SULFOXIDE | 750.0 | ppm | 5000 | PASS | <750.0 |
| 1,1,1-TRICHLOROETHANE | 225.0 | ppm | 1500 | PASS | <225.0 |
| HEXANE, TOTAL | 625.0 | ppm | 290 | PASS | <625.0 |
| PENTANES, TOTAL | 375.0 | ppm | 5000 | PASS | <375.0 |
| BUTANES, TOTAL | 1800.0 | ppm | 5000 | PASS | <1800.0 |
| XYLENES, TOTAL | 250.0 | ppm | 2170 | PASS | <250.0 |
| 1,2-DICHLOROETHANE | 0.5 | ppm | 5 | PASS | <0.5 |
| PROPANE | 900.0 | ppm | 5000 | PASS | <900.0 |
| METHANOL | 125.0 | ppm | 3000 | PASS | <125.0 |
| ETHANOL | 125.0 | ppm | 5000 | PASS | <125.0 |
| ETHYL ETHER | 125.0 | ppm | 5000 | PASS | <125.0 |
| ACETONE | 125.0 | ppm | 5000 | PASS | <125.0 |
| 2-PROPANOL | 125.0 | ppm | 5000 | PASS | <125.0 |
| ACETONITRILE | 125.0 | ppm | 410 | PASS | <125.0 |
| DICHLOROMETHANE | 125.0 | ppm | 600 | PASS | <125.0 |
| ETHYL ACETATE | 125.0 | ppm | 5000 | PASS | <125.0 |
| BENZENE | 0.5 | ppm | 2 | PASS | <0.5 |
| N-HEPTANE | 125.0 | ppm | 5000 | PASS | <125.0 |
| TOLUENE | 125.0 | ppm | 890 | PASS | <125.0 |
| CHLOROFORM | 0.5 | ppm | 60 | PASS | <0.5 |

 Weight:
 0.025g

 Analysis Method : SOP.T.40.044.NY
 Analyzed Date : 06/06/24 16:37:48

Erica Troy

Lab Director

 NY Permit # OCM-CPL-2022-00006
 ISO 17025 Accreditation # 97164

 Signature
 06/12/24



Certificate of Analysis

PASSED

Cirona Labs

350 Buell Road
Rochester, NY, 14624, US
Telephone: (305) 498-3066
Email: hunter@cironalabs.com
License # : OCM-AUCP-22-000002

Sample : AL40605005-001

Harvest/Lot ID: E-KC-PP-01-0624

Batch# : E-KC-PP-01-0624



Sampled : 06/05/24 10:05 AM

Sample Size Received : 25 units

Total Amount : 3600 units

Sampling Method : A Cut Above OCM-CSF-00008

Page 5 of 6

|  Microbial PASSED | | | | | |  Mycotoxins PASSED | | | | | |
|---|-----|-------|-------------|-------------|--------------|--|-------|-------|--------|-------------|--------------|
| Analyte | LOQ | Units | Result | Pass / Fail | Action Level | Analyte | LOQ | Units | Result | Pass / Fail | Action Level |
| TOTAL AEROBIC BACTERIA | 100 | CFU/g | <100 | PASS | 10000 | AFLATOXIN G2 | 0.003 | ppm | <0.003 | PASS | 0.02 |
| TOTAL YEAST AND MOLD | 100 | CFU/g | <100 | PASS | 1000 | AFLATOXIN G1 | 0.003 | ppm | <0.003 | PASS | 0.02 |
| ESCHERICHIA COLI SHIGELLA SPP | | | Not Present | PASS | | AFLATOXIN B2 | 0.003 | ppm | <0.003 | PASS | 0.02 |
| SALMONELLA SPECIES | | | Not Present | PASS | | AFLATOXIN B1 | 0.003 | ppm | <0.003 | PASS | 0.02 |
| ASPERGILLUS TERREUS | | | Not Present | PASS | | OCHRATOXIN A+ | 0.010 | ppm | <0.010 | PASS | 0.02 |
| ASPERGILLUS NIGER | | | Not Present | PASS | | TOTAL AFLATOXINS (B1, B2, G1, G2) | 0.003 | ppm | <0.003 | PASS | 0.02 |
| ASPERGILLUS FLAVUS | | | Not Present | PASS | | | | | | | |
| ASPERGILLUS FUMIGATUS | | | Not Present | PASS | | Weight: | | | | | |
| | | | | | | 0.5764g | | | | | |
| Weight: | | | | | | | | | | | |
| 1.17g | | | | | | | | | | | |
| Analysis Method : SOP.T.40.058A.NY, SOP.T.40.058B.NY, SOP.T.40.208.NY | | | | | | Analysis Method : SOP.T.30.104.NY, SOP.T.40.104.NY | | | | | |
| Analized Date : 06/07/24 07:27:39 | | | | | | Analized Date : 06/06/24 14:46:33 | | | | | |

|  Heavy Metals PASSED | | | | | |
|--|--------|-------|---------|-------------|--------------|
| Metal | LOQ | Units | Result | Pass / Fail | Action Level |
| ANTIMONY | 0.1000 | ug/g | <0.1000 | PASS | 120 |
| ARSENIC | 0.1000 | ug/g | <0.1000 | PASS | 1.5 |
| CADMIUM | 0.1000 | ug/g | <0.1000 | PASS | 0.5 |
| CHROMIUM | 1.0000 | ug/g | <1.0000 | PASS | 1100 |
| COPPER | 1.0000 | ug/g | <1.0000 | PASS | 300 |
| LEAD | 0.1000 | ug/g | <0.1000 | PASS | 0.5 |
| MERCURY | 0.0100 | ug/g | <0.0100 | PASS | 3 |
| NICKEL | 0.1000 | ug/g | <0.1000 | PASS | 20 |
| Weight: | | | | | |
| 0.5537g | | | | | |
| Analysis Method : SOP.T.30.084.NY, SOP.T.40.084.NY | | | | | |
| Analized Date : 06/06/24 17:26:45 | | | | | |

This Kaycha Labs Certification shall not be reproduced, unless in its entirety, without written approval from Kaycha Labs. The results relate only to the material or product analyzed. ND=Not Detected, ppm=Parts Per Million, ppb=Parts Per Billion, RSD=Relative Standard Deviation. Limit of Detection (LOD) and Limit Of Quantitation (LOQ) are terms used to describe the smallest concentration that can be detected and reliably measured by an analytical procedure, respectively. Action Levels are State determined thresholds based on 9 New York Codes, Rules and Regulations (NYCRR) Part 130 and Cannabis Law. The Measurement of Uncertainty (MU) error is available from the lab upon request. The "Decision Rule" for pass/fail does not include the MU. Any calculated totals may contain rounding errors.

Erica Troy

Lab Director

NY Permit # OCM-CPL-2022-00006
ISO 17025 Accreditation # 97164

Signature
06/12/24



Certificate of Analysis

PASSED

Cirona Labs

350 Buell Road
Rochester, NY, 14624, US
Telephone: (305) 498-3066
Email: hunter@cironalabs.com
License # : OCM-AUCP-22-000002

Sample : AL40605005-001

Harvest/Lot ID: E-KC-PP-01-0624

Batch# : E-KC-PP-01-0624

Sampled : 06/05/24 10:05 AM

Sample Size Received : 25 units

Total Amount : 3600 units

Sampling Method : A Cut Above OCM-CSF-00008

Page 6 of 6



Water Activity

PASSED

Homogeneity

PASSED

Amount of tests conducted : 1

| Analyte | LOQ | Units | Result | P/F | Action Level |
|-----------------------------------|------|-------|--------|------|--------------|
| Water Activity | 0.10 | aw | 0.72 | PASS | 0.85 |
| Weight: 1.6043g | | | | | |
| Analysis Method : SOP.T.40.019 | | | | | |
| Analyzed Date : 06/06/24 14:44:00 | | | | | |

| Analyte | LOQ | Units | Pass/Fail | Result | Action Level |
|-----------------------------------|------|-------|-----------|--------|--------------|
| HOM1 TOTAL THC PERCENT DIFFERENCE | 0.01 | % | PASS | 1.41 | 25 |
| HOM1 TOTAL CBD PERCENT DIFFERENCE | 0.01 | % | PASS | ND | 25 |
| HOM2 TOTAL THC PERCENT DIFFERENCE | 0.01 | % | PASS | 1.41 | 25 |
| HOM2 TOTAL CBD PERCENT DIFFERENCE | 0.01 | % | PASS | ND | 25 |
| HOM3 TOTAL THC PERCENT DIFFERENCE | 0.01 | % | PASS | 5.63 | 25 |
| HOM3 TOTAL CBD PERCENT DIFFERENCE | 0.01 | % | PASS | ND | 25 |
| HOM4 TOTAL THC PERCENT DIFFERENCE | 0.01 | % | PASS | 1.41 | 25 |
| HOM4 TOTAL CBD PERCENT DIFFERENCE | 0.01 | % | PASS | ND | 25 |
| HOM5 TOTAL THC PERCENT DIFFERENCE | 0.01 | % | PASS | 1.41 | 25 |
| HOM5 TOTAL CBD PERCENT DIFFERENCE | 0.01 | % | PASS | ND | 25 |

Analysis Method : SOP.T.30.031.NY, SOP.T.40.031.NY
Analyzed Date : 06/06/24 16:11:48

Homogeneity testing is performed utilizing High Performance Liquid Chromatography with UV detection in accordance with F.S. Rule 64ER20-39.

Erica Troy

Lab Director

NY Permit # OCM-CPL-2022-00006
ISO 17025 Accreditation # 97164



Signature
06/12/24