



Certificate of Analysis

FOR COMPLIANCE



Sample:AL40531001-002
Harvest/Lot ID: E-KC-BD-03-0524
Batch#: E-KC-BD-03-0524
Seed to Sale# NA
Sample Size Received: 18 units
Total Amount: 2000 units
Retail Product Size: 39 gram
Retail Serving Size: 3.9 gram
Servings: 10
Sampled: 05/29/24 02:35 PM
Sampling Start: 02:35 PM
Sampling End: 03:10 PM
Sampling Method: SOP.T.20.010.NY

Cirona Labs

License # : OCM-AUCP-22-000002

350 Buell Road
Rochester, NY, 14624, US

PASSED

Pages 1 of 6

SAFETY RESULTS


Pesticides
PASSED


Heavy Metals
PASSED


Microbials
PASSED


Mycotoxins
PASSED


Residuals
Solvents
PASSED


Filtration
NOT TESTED


Water Activity
PASSED


Moisture
NOT TESTED

MISC.


Terpenes
TESTED



Cannabinoid

PASSED



Total THC
0.2184%
Total THC/Container : 85.176 mg



Total CBD
0.2244%
Total CBD/Container : 87.516 mg



Total Cannabinoids
0.6736%
Total Cannabinoids/Container : 262.704 mg

	(6AR,9R) D10-THC	(6AR,9S) D10-THC	CBC	CBD	CBDa	CBDV	CBG	CBGA	CBN	D8-THC	D9-THC	THCA	THCV
%	<0.0006	<0.0007	<0.0007	0.2237	0.0008	0.0010	0.0060	<0.0007	0.2194	<0.0007	0.2184	<0.0007	0.0043
mg/unit	<0.234	<0.273	<0.273	87.243	0.312	0.390	2.340	<0.273	85.566	<0.273	85.176	<0.273	1.677
LOQ	0.0006	0.0007	0.0007	0.0007	0.0007	0.0007	0.0007	0.0007	0.0007	0.0007	0.0007	0.0007	0.0007
%	%	%	%	%	%	%	%	%	%	%	%	%	%

Weight:
2.8948g

Analysis Method : SOP.T.30.031.NY, SOP.T.40.031.NY
Analyzed Date : 05/31/24 16:15:23

This Kaycha Labs Certification shall not be reproduced, unless in its entirety, without written approval from Kaycha Labs. The results relate only to the material or product analyzed. ND=Not Detected, ppm=Parts Per Million, ppb=Parts Per Billion, RSD=Relative Standard Deviation. Limit of Detection (LOD) and Limit Of Quantitation (LOQ) are terms used to describe the smallest concentration that can be detected and reliably measured by an analytical procedure, respectively. Action Levels are State determined thresholds based on 9 New York Codes, Rules and Regulations (NYCRR) Part 130 and Cannabis Law. The Measurement of Uncertainty (MU) error is available from the lab upon request. The "Decision Rule" for pass/fail does not include the MU. Any calculated totals may contain rounding errors.

Erica Troy

Lab Director

NY Permit # OCM-CPL-2022-00006
ISO 17025 Accreditation # 97164



Signature
06/07/24



Certificate of Analysis

PASSED

Cirona Labs

350 Buell Road
Rochester, NY, 14624, US
Telephone: (305) 498-3066
Email: hunter@cironalabs.com
License # : OCM-AUCP-22-000002

Sample : AL40531001-002

Harvest/Lot ID : E-KC-BD-03-0524

Batch# : E-KC-BD-03-0524

Sampled : 05/29/24 02:35 PM

Sample Size Received : 18 units

Total Amount : 2000 units

Sampling Method : SOP.T.20.010.NY

Page 2 of 6



Terpenes

TESTED

Terpenes	LOQ (%)	mg/unit	%	Result (%)	Terpenes	LOQ (%)	mg/unit	%	Result (%)
ALPHA TERPINEOL	0.04	<15.6	<0.04		Weight:				
BETA-CARYOPHYLLENE	0.04	<15.6	<0.04		1.0833g				
CAMPHENE	0.10	<39.0	<0.10		Analysis Method : SOP.T.30.064.NY, SOP.T.40.064.NY				
CARYOPHYLLENE OXIDE	0.04	<15.6	<0.04		Analyzed Date : 06/04/24 13:30:56				
FARNESENE	0.10	<39.0	<0.10						
FENCHYL ALCOHOL	0.04	<15.6	<0.04						
GERANIOL	0.04	<15.6	<0.04						
GUAIOL	0.04	<15.6	<0.04						
LIMONENE	0.10	<39.0	<0.10						
LINALOOL	0.10	<39.0	<0.10						
MENTHOL	0.10	<39.0	<0.10						
OCIMENE	0.10	<39.0	<0.10						
TERPINOLENE	0.04	<15.6	<0.04						
VALENCENE	0.10	<39.0	<0.10						
ALPHA-BISABOLOL	0.04	<15.6	<0.04						
ALPHA-HUMULENE	0.04	<15.6	<0.04						
ALPHA-PHELLANDRENE	0.10	<39.0	<0.10						
ALPHA-PINENE	0.10	<39.0	<0.10						
ALPHA-TERPINENE	0.10	<39.0	<0.10						
BETA-MYRCENE	0.10	<39.0	<0.10						
BETA-PINENE	0.10	<39.0	<0.10						
Total (%)				<0.10					

This Kaycha Labs Certification shall not be reproduced, unless in its entirety, without written approval from Kaycha Labs. The results relate only to the material or product analyzed. ND=Not Detected, ppm=Parts Per Million, ppb=Parts Per Billion, RSD=Relative Standard Deviation. Limit of Detection (LOD) and Limit Of Quantitation (LOQ) are terms used to describe the smallest concentration that can be detected and reliably measured by an analytical procedure, respectively. Action Levels are State determined thresholds based on 9 New York Codes, Rules and Regulations (NYCRR) Part 130 and Cannabis Law. The Measurement of Uncertainty (MU) error is available from the lab upon request. The "Decision Rule" for pass/fail does not include the MU. Any calculated totals may contain rounding errors.

Erica Troy

Lab Director

NY Permit # OCM-CPL-2022-00006
ISO 17025 Accreditation # 97164

Signature
06/07/24



Certificate of Analysis

PASSED


Cirona Labs

 350 Buell Road
 Rochester, NY, 14624, US
 Telephone: (305) 498-3066
 Email: hunter@cironalabs.com
 License # : OCM-AUCP-22-000002

 Sample : AL40531001-002
 Harvest/Lot ID: E-KC-BD-03-0524

 Batch# : E-KC-BD-03-0524 Sample Size Received : 18 units
 Sampled : 05/29/24 02:35 PM Total Amount : 2000 units
 Sampling Method : SOP.T.20.010.NY

Page 3 of 6

 Pesticides						PASSED					
Pesticide	LOQ	Units	Action Level	Pass/Fail	Result	Pesticide	LOQ	Units	Action Level	Pass/Fail	Result
PYRETHRINS, TOTAL	0.1	ppm	1	PASS	<0.1	PACLOBUTRAZOL	0.1	ppm	0.4	PASS	<0.1
AZADIRACTHIN	0.1	ppm	1	PASS	<0.1	PERMETHRIN	0.1	ppm	0.2	PASS	<0.1
INDOLE-3-BUTYRIC ACID	0.1	ppm	1	PASS	<0.1	PHOSMET	0.1	ppm	0.2	PASS	<0.1
MYCLOBUTANIL	0.1	ppm	0.2	PASS	<0.1	PRALLETHRIN	0.1	ppm	0.2	PASS	<0.1
PIPERONYL BUTOXIDE	0.1	ppm	2	PASS	<0.1	PROPICONAZOLE	0.1	ppm	0.4	PASS	<0.1
ABAMECTIN B1A	0.1	ppm	0.5	PASS	<0.1	PROPOXUR	0.1	ppm	0.2	PASS	<0.1
ACEPHATE	0.1	ppm	0.4	PASS	<0.1	PYRIDABEN	0.1	ppm	0.2	PASS	<0.1
ACEQUINOCYL	0.1	ppm	2	PASS	<0.1	SPINETORAM, TOTAL	0.1	ppm	1	PASS	<0.1
ACETAMIPRID	0.1	ppm	0.2	PASS	<0.1	SPINOSAD, TOTAL	0.1	ppm	0.2	PASS	<0.1
ALDICARB	0.1	ppm	0.4	PASS	<0.1	SPIROMESIFEN	0.1	ppm	0.2	PASS	<0.1
AZOXYSTROBIN	0.1	ppm	0.2	PASS	<0.1	SPIROTETRAMAT	0.1	ppm	0.2	PASS	<0.1
CHLORMEQUAT CHLORIDE	0.1	ppm	1	PASS	<0.1	SPIROXAMINE	0.1	ppm	0.2	PASS	<0.1
BIFENAZATE	0.1	ppm	0.2	PASS	<0.1	TEBUCONAZOLE	0.1	ppm	0.4	PASS	<0.1
BIFENTHRIN	0.1	ppm	0.2	PASS	<0.1	THIACLOPRID	0.1	ppm	0.2	PASS	<0.1
CARBARYL	0.1	ppm	0.2	PASS	<0.1	THIAMETHOXAM	0.1	ppm	0.2	PASS	<0.1
COUMAPHOS	0.1	ppm	1	PASS	<0.1	TRIFLOXYSTROBIN	0.1	ppm	0.2	PASS	<0.1
CHLORPYRIFOS	0.1	ppm	0.2	PASS	<0.1	CAPTAN *	0.1	ppm	1	PASS	<0.1
DAMINOZIDE	0.1	ppm	1	PASS	<0.1	CHLORDANE *	0.1	ppm	1	PASS	<0.1
BOSCALID	0.1	ppm	0.4	PASS	<0.1	CHLORFENAPYR *	0.1	ppm	1	PASS	<0.1
CARBOFURAN	0.1	ppm	0.2	PASS	<0.1	CYFLUTHRIN *	0.1	ppm	1	PASS	<0.1
CHLORANTRANILIPROLE	0.1	ppm	0.2	PASS	<0.1	CYPERMETHRIN *	0.1	ppm	1	PASS	<0.1
CLOFENTEZINE	0.1	ppm	0.2	PASS	<0.1	METHYL PARATHION *	0.1	ppm	0.2	PASS	<0.1
DIAZINON	0.1	ppm	0.2	PASS	<0.1	MGK-264 *	0.1	ppm	0.2	PASS	<0.1
DICHLORVOS	0.1	ppm	1	PASS	<0.1	PENTACHLORONITROBENZENE *	0.1	ppm	1	PASS	<0.1
DIMETHOATE	0.1	ppm	0.2	PASS	<0.1						
DIMETHOMORPH	0.1	ppm	1	PASS	<0.1	Weight:					
ETHOPROPHOS	0.1	ppm	0.2	PASS	<0.1	0.523g					
ETOFENPROX	0.1	ppm	0.4	PASS	<0.1	Analysis Method : SOP.T.40.104.NY, SOP.T30.104.NY and SOP.T.40.154.NY					
ETOXAZOLE	0.1	ppm	0.2	PASS	<0.1	Analyzed Date : 06/04/24 14:41:06					
FENHEXAMID	0.1	ppm	1	PASS	<0.1						
FENOXYCARB	0.1	ppm	0.2	PASS	<0.1	Weight:					
FENPYROXIMATE	0.1	ppm	0.4	PASS	<0.1	0.523g					
FIPRONIL	0.1	ppm	0.4	PASS	<0.1	Analysis Method : SOP.T.40.154.NY					
FLONICAMID	0.1	ppm	1	PASS	<0.1	Analyzed Date : 06/04/24 14:41:03					
FLUDIOXONIL	0.1	ppm	0.4	PASS	<0.1						
HEXYTHIAZOX	0.1	ppm	1	PASS	<0.1						
IMAZALIL	0.1	ppm	0.2	PASS	<0.1						
IMIDACLOPRID	0.1	ppm	0.4	PASS	<0.1						
KRESOXIM METHYL	0.1	ppm	0.4	PASS	<0.1						
MALATHION	0.1	ppm	0.2	PASS	<0.1						
METALAXYL	0.1	ppm	0.2	PASS	<0.1						
METHIOCARB	0.1	ppm	0.2	PASS	<0.1						
METHOMYL	0.1	ppm	0.4	PASS	<0.1						
MEVINPHOS	0.1	ppm	1	PASS	<0.1						
NALED	0.1	ppm	0.5	PASS	<0.1						
OXAMYL	0.1	ppm	1	PASS	<0.1						

This Kaycha Labs Certification shall not be reproduced, unless in its entirety, without written approval from Kaycha Labs. The results relate only to the material or product analyzed. ND=Not Detected, ppm=Parts Per Million, ppb=Parts Per Billion, RSD=Relative Standard Deviation. Limit of Detection (LOD) and Limit Of Quantitation (LOQ) are terms used to describe the smallest concentration that can be detected and reliably measured by an analytical procedure, respectively. Action Levels are State determined thresholds based on 9 New York Codes, Rules and Regulations (NYCRR) Part 130 and Cannabis Law. The Measurement of Uncertainty (MU) error is available from the lab upon request. The "Decision Rule" for pass/fail does not include the MU. Any calculated totals may contain rounding errors.

Erica Troy

Lab Director

 NY Permit # OCM-CPL-2022-00006
 ISO 17025 Accreditation # 97164

 Signature
 06/07/24



Certificate of Analysis

PASSED

Cirona Labs

350 Buell Road
Rochester, NY, 14624, US
Telephone: (305) 498-3066
Email: hunter@cironalabs.com
License #: OCM-AUCP-22-000002

Sample : AL40531001-002

Harvest/Lot ID: E-KC-BD-03-0524

Batch #: E-KC-BD-03-0524

Sampled : 05/29/24 02:35 PM

Sample Size Received : 18 units

Total Amount : 2000 units

Sampling Method : SOP.T.20.010.NY

Page 4 of 6



Residual Solvents

PASSED

Solvents	LOQ	Units	Action Level	Pass/Fail	Result
DIMETHYL SULFOXIDE	750.0	ppm	5000	PASS	<750.0
1,1,1-TRICHLOROETHANE	225.0	ppm	1500	PASS	<225.0
HEXANE, TOTAL	625.0	ppm	290	PASS	<625.0
PENTANES, TOTAL	375.0	ppm	5000	PASS	<375.0
BUTANES, TOTAL	1800.0	ppm	5000	PASS	<1800.0
XYLENES, TOTAL	250.0	ppm	2170	PASS	<250.0
1,2-DICHLOROETHANE	0.5	ppm	5	PASS	<0.5
PROPANE	900.0	ppm	5000	PASS	<900.0
METHANOL	125.0	ppm	3000	PASS	<125.0
ETHANOL	125.0	ppm	5000	PASS	1067.9
ETHYL ETHER	125.0	ppm	5000	PASS	<125.0
ACETONE	125.0	ppm	5000	PASS	<125.0
2-PROPANOL	125.0	ppm	5000	PASS	<125.0
ACETONITRILE	125.0	ppm	410	PASS	<125.0
DICHLOROMETHANE	125.0	ppm	600	PASS	<125.0
ETHYL ACETATE	125.0	ppm	5000	PASS	<125.0
BENZENE	0.5	ppm	2	PASS	<0.5
N-HEPTANE	125.0	ppm	5000	PASS	<125.0
TOLUENE	125.0	ppm	890	PASS	<125.0
CHLOROFORM	0.5	ppm	60	PASS	<0.5

Weight:
0.0211g

Analysis Method : SOP.T.40.044.NY

Analyzed Date : 05/31/24 15:47:31

Erica Troy

Lab Director

NY Permit # OCM-CPL-2022-00006
ISO 17025 Accreditation # 97164

Signature
06/07/24





Certificate of Analysis


PASSED
Cirona Labs

 350 Buell Road
 Rochester, NY, 14624, US
 Telephone: (305) 498-3066
 Email: hunter@cironalabs.com
 License # : OCM-AUCP-22-000002

Sample : AL40531001-002
Harvest/Lot ID : E-KC-BD-03-0524
Batch# : E-KC-BD-03-0524
Sampled : 05/29/24 02:35 PM
Sample Size Received : 18 units
Total Amount : 2000 units
Sampling Method : SOP.T.20.010.NY

Page 5 of 6

 Microbial PASSED						 Mycotoxins PASSED					
Analyte	LOQ	Units	Result	Pass / Fail	Action Level	Analyte	LOQ	Units	Result	Pass / Fail	Action Level
TOTAL AEROBIC BACTERIA	100	CFU/g	<100	PASS	10000	AFLATOXIN G2	0.003	ppm	<0.003	PASS	0.02
TOTAL YEAST AND MOLD	100	CFU/g	<100	PASS	1000	AFLATOXIN G1	0.003	ppm	<0.003	PASS	0.02
ESCHERICHIA COLI SHIGELLA SPP			Not Present	PASS		AFLATOXIN B2	0.003	ppm	<0.003	PASS	0.02
SALMONELLA SPECIES			Not Present	PASS		AFLATOXIN B1	0.003	ppm	<0.003	PASS	0.02
ASPERGILLUS TERREUS			Not Present	PASS		OCHRATOXIN A+	0.010	ppm	<0.010	PASS	0.02
ASPERGILLUS NIGER			Not Present	PASS		TOTAL AFLATOXINS (B1, B2, G1, G2)	0.003	ppm	<0.003	PASS	0.02
ASPERGILLUS FLAVUS			Not Present	PASS							
ASPERGILLUS FUMIGATUS			Not Present	PASS							
Weight: 1.1g						Weight: 0.523g					
Analysis Method : SOP.T.40.058A.NY, SOP.T.40.058B.NY, SOP.T.40.208.NY Analyzed Date : 05/31/24 12:11:26						Analysis Method : SOP.T.30.104.NY, SOP.T.40.104.NY Analyzed Date : 06/04/24 14:40:57					

 Heavy Metals PASSED					
Metal	LOQ	Units	Result	Pass / Fail	Action Level
ANTIMONY	0.1000	ug/g	<0.1000	PASS	120
ARSENIC	0.1000	ug/g	<0.1000	PASS	1.5
CADMIUM	0.1000	ug/g	<0.1000	PASS	0.5
CHROMIUM	1.0000	ug/g	<1.0000	PASS	1100
COPPER	1.0000	ug/g	<1.0000	PASS	300
LEAD	0.1000	ug/g	<0.1000	PASS	0.5
MERCURY	0.0100	ug/g	<0.0100	PASS	3
NICKEL	0.1000	ug/g	<0.1000	PASS	20
Weight: 0.54721g					
Analysis Method : SOP.T.30.084.NY, SOP.T.40.084.NY Analyzed Date : 05/31/24 16:16:50					



Certificate of Analysis

PASSED

Cirona Labs

350 Buell Road
Rochester, NY, 14624, US
Telephone: (305) 498-3066
Email: hunter@cironalabs.com
License # : OCM-AUCP-22-000002

Sample : AL40531001-002
Harvest/Lot ID: E-KC-BD-03-0524

Batch# : E-KC-BD-03-0524 Sample Size Received : 18 units
Sampled : 05/29/24 02:35 PM Total Amount : 2000 units
Sampling Method : SOP.T.20.010.NY

Page 6 of 6



Water Activity PASSED

Homogeneity

PASSED

Analyte	LOQ	Units	Result	P/F	Action Level
Water Activity	0.10	aw	0.67	PASS	0.85
Weight: 1.5536g					
Analysis Method : SOP.T.40.019					
Analyzed Date : 06/03/24 13:55:31					

Analyte	LOQ	Units	Pass/Fail	Result	Action Level
HOM1 TOTAL THC PERCENT DIFFERENCE	0.01	%	PASS	15.04	25
HOM1 TOTAL CBD PERCENT DIFFERENCE	0.01	%	PASS	11.61	25
HOM2 TOTAL THC PERCENT DIFFERENCE	0.01	%	PASS	10.62	25
HOM2 TOTAL CBD PERCENT DIFFERENCE	0.01	%	PASS	11.61	25
HOM3 TOTAL THC PERCENT DIFFERENCE	0.01	%	PASS	11.50	25
HOM3 TOTAL CBD PERCENT DIFFERENCE	0.01	%	PASS	10.71	25
HOM4 TOTAL THC PERCENT DIFFERENCE	0.01	%	PASS	11.50	25
HOM4 TOTAL CBD PERCENT DIFFERENCE	0.01	%	PASS	10.71	25
HOM5 TOTAL THC PERCENT DIFFERENCE	0.01	%	PASS	2.65	25
HOM5 TOTAL CBD PERCENT DIFFERENCE	0.01	%	PASS	1.79	25

Analysis Method : SOP.T.30.031.NY, SOP.T.40.031.NY
Analyzed Date : 05/31/24 16:15:23

Homogeneity testing is performed utilizing High Performance Liquid Chromatography with UV detection in accordance with F.S. Rule 64ER20-39.

