



# Certificate of Analysis

## FOR COMPLIANCE



Sample:AL40513002-002  
Harvest/Lot ID: E-KC-SS-02-0524  
Batch#: E-KC-SS-02-0524  
Seed to Sale# NA  
Sample Size Received: 18 units  
Total Amount: 2400 units  
Retail Product Size: 39 gram  
Retail Serving Size: 3.9 gram  
Servings: 10  
Sampled: 05/13/24 02:00 PM  
Sampling Start: 02:00 PM  
Sampling End: 02:00 PM  
Sampling Method: SOP.T.20.010.NY

Cirona Labs

License # : OCM-AUCP-22-000002

350 Buell Road  
Rochester, NY, 14624, US

**PASSED**

Pages 1 of 6

### SAFETY RESULTS

  
Pesticides  
**PASSED**

  
Heavy Metals  
**PASSED**

  
Microbials  
**PASSED**

  
Mycotoxins  
**PASSED**

  
Residuals  
Solvents  
**PASSED**

  
Filtration  
**NOT TESTED**

  
Water Activity  
**PASSED**

  
Moisture  
**NOT TESTED**


### MISC.

  
Terpenes  
**TESTED**

 **Cannabinoid** **PASSED**

 **Total THC**  
**0.2255%**  
Total THC/Container : 87.945 mg

 **Total CBD**  
**0.0016%**  
Total CBD/Container : 0.624 mg

 **Total Cannabinoids**  
**0.2445%**  
Total Cannabinoids/Container : 95.355 mg

	(6AR,9R) D10-THC	(6AR,9S) D10-THC	CBC	CBD	CBDA	CBDV	CBG	CBGA	CBN	D8-THC	D9-THC	THCA	THCV
%	<0.0006	0.0007	0.0019	0.0016	<0.0007	<0.0007	0.0078	<0.0007	0.0033	<0.0007	0.2248	<0.0007	0.0044
mg/unit	<0.234	0.273	0.741	0.624	<0.273	<0.273	3.042	<0.273	1.287	<0.273	87.672	<0.273	1.716
LOQ	0.0006	0.0007	0.0007	0.0007	0.0007	0.0007	0.0007	0.0007	0.0007	0.0007	0.0007	0.0007	0.0007
%	%	%	%	%	%	%	%	%	%	%	%	%	%

Weight:  
3.0242g

Analysis Method : SOP.T.30.031.NY, SOP.T.40.031.NY  
Analyzed Date : 05/14/24 14:46:01

This Kaycha Labs Certification shall not be reproduced, unless in its entirety, without written approval from Kaycha Labs. The results relate only to the material or product analyzed. ND=Not Detected, ppm=Parts Per Million, ppb=Parts Per Billion, RSD=Relative Standard Deviation. Limit of Detection (LOD) and Limit Of Quantitation (LOQ) are terms used to describe the smallest concentration that can be detected and reliably measured by an analytical procedure, respectively. Action Levels are State determined thresholds based on 9 New York Codes, Rules and Regulations (NYCRR) Part 130 and Cannabis Law. The Measurement of Uncertainty (MU) error is available from the lab upon request. The "Decision Rule" for pass/fail does not include the MU. Any calculated totals may contain rounding errors.

**Erica Troy**  
Lab Director

NY Permit # OCM-CPL-2022-00006  
ISO 17025 Accreditation # 97164



Signature  
05/21/24



# Certificate of Analysis

**PASSED**

**Cirona Labs**

350 Buell Road  
Rochester, NY, 14624, US  
Telephone: (305) 498-3066  
Email: hunter@cironalabs.com  
License # : OCM-AUCP-22-000002

Sample : AL40513002-002

Harvest/Lot ID: E-KC-SS-02-0524

Batch# : E-KC-SS-02-0524

Sampled : 05/13/24 02:00 PM

Sample Size Received : 18 units

Total Amount : 2400 units

Sampling Method : SOP.T.20.010.NY

Page 2 of 6



## Terpenes

**TESTED**

Terpenes	LOQ (%)	mg/unit	%	Result (%)	Terpenes	LOQ (%)	mg/unit	%	Result (%)
ALPHA TERPINEOL	0.04	<15.6	<0.04		Weight:				
BETA-CARYOPHYLLENE	0.04	<15.6	<0.04		1.0223g				
CAMPHENE	0.10	<39.0	<0.10		Analysis Method : SOP.T.30.064.NY, SOP.T.40.064.NY				
CARYOPHYLLENE OXIDE	0.04	<15.6	<0.04		Analyzed Date : 05/15/24 16:31:15				
FARNESENE	0.10	<39.0	<0.10						
FENCHYL ALCOHOL	0.04	<15.6	<0.04						
GERANIOL	0.04	<15.6	<0.04						
GUAIOL	0.04	<15.6	<0.04						
LIMONENE	0.10	<39.0	<0.10						
LINALOOL	0.10	<39.0	<0.10						
MENTHOL	0.10	<39.0	<0.10						
OCIMENE	0.10	<39.0	<0.10						
TERPINOLENE	0.04	<15.6	<0.04						
VALENCENE	0.10	<39.0	<0.10						
ALPHA-BISABOLOL	0.04	<15.6	<0.04						
ALPHA-HUMULENE	0.04	<15.6	<0.04						
ALPHA-PHELLANDRENE	0.10	<39.0	<0.10						
ALPHA-PINENE	0.10	<39.0	<0.10						
ALPHA-TERPINENE	0.10	<39.0	<0.10						
BETA-MYRCENE	0.10	<39.0	<0.10						
BETA-PINENE	0.10	<39.0	<0.10						
<b>Total (%)</b>				<b>&lt;0.10</b>					

This Kaycha Labs Certification shall not be reproduced, unless in its entirety, without written approval from Kaycha Labs. The results relate only to the material or product analyzed. ND=Not Detected, ppm=Parts Per Million, ppb=Parts Per Billion, RSD=Relative Standard Deviation. Limit of Detection (LOD) and Limit Of Quantitation (LOQ) are terms used to describe the smallest concentration that can be detected and reliably measured by an analytical procedure, respectively. Action Levels are State determined thresholds based on 9 New York Codes, Rules and Regulations (NYCRR) Part 130 and Cannabis Law. The Measurement of Uncertainty (MU) error is available from the lab upon request. The "Decision Rule" for pass/fail does not include the MU. Any calculated totals may contain rounding errors.

**Erica Troy**

Lab Director

NY Permit # OCM-CPL-2022-00006  
ISO 17025 Accreditation # 97164



Signature  
05/21/24



# Certificate of Analysis

**PASSED**

Cirona Labs

350 Buell Road  
Rochester, NY, 14624, US  
Telephone: (305) 498-3066  
Email: hunter@cironalabs.com  
License # : OCM-AUCP-22-000002

Sample : AL40513002-002


Harvest/Lot ID: E-KC-SS-02-0524

Batch # : E-KC-SS-02-0524 Sample Size Received : 18 units

Sampled : 05/13/24 02:00 PM Total Amount : 2400 units

Sampling Method : SOP.T.20.010.NY

Page 3 of 6



## Pesticides

PASSED

Pesticide	LOQ	Units	Action Level	Pass/Fail	Result	Pesticide	LOQ	Units	Action Level	Pass/Fail	Result
PYRETHRINS, TOTAL	0.1	ppm	1	PASS	<0.1	PACLOBUTRAZOL	0.1	ppm	0.4	PASS	<0.1
AZADIRACTHIN	0.1	ppm	1	PASS	<0.1	PERMETHRIN	0.1	ppm	0.2	PASS	<0.1
INDOLE-3-BUTYRIC ACID	0.1	ppm	1	PASS	<0.1	PHOSMET	0.1	ppm	0.2	PASS	<0.1
MYCLOBUTANIL	0.1	ppm	0.2	PASS	<0.1	PRALLETHRIN	0.1	ppm	0.2	PASS	<0.1
PIPERONYL BUTOXIDE	0.1	ppm	2	PASS	<0.1	PROPICONAZOLE	0.1	ppm	0.4	PASS	<0.1
ABAMECTIN B1A	0.1	ppm	0.5	PASS	<0.1	PROPOXUR	0.1	ppm	0.2	PASS	<0.1
ACEPHATE	0.1	ppm	0.4	PASS	<0.1	PYRIDABEN	0.1	ppm	0.2	PASS	<0.1
ACEQUINOCYL	0.1	ppm	2	PASS	<0.1	SPINETORAM, TOTAL	0.1	ppm	1	PASS	<0.1
ACETAMIPRID	0.1	ppm	0.2	PASS	<0.1	SPINOSAD, TOTAL	0.1	ppm	0.2	PASS	<0.1
ALDICARB	0.1	ppm	0.4	PASS	<0.1	SPIROMESIFEN	0.1	ppm	0.2	PASS	<0.1
AZOXYSTROBIN	0.1	ppm	0.2	PASS	<0.1	SPIROTETRAMAT	0.1	ppm	0.2	PASS	<0.1
CHLORMEQUAT CHLORIDE	0.1	ppm	1	PASS	<0.1	SPIROXAMINE	0.1	ppm	0.2	PASS	<0.1
BIFENAZATE	0.1	ppm	0.2	PASS	<0.1	TEBUCONAZOLE	0.1	ppm	0.4	PASS	<0.1
BIFENTHRIN	0.1	ppm	0.2	PASS	<0.1	THIACLOPRID	0.1	ppm	0.2	PASS	<0.1
CARBARYL	0.1	ppm	0.2	PASS	<0.1	THIAMETHOXAM	0.1	ppm	0.2	PASS	<0.1
COUMAPHOS	0.1	ppm	1	PASS	<0.1	TRIFLOXYSTROBIN	0.1	ppm	0.2	PASS	<0.1
CHLORPYRIFOS	0.1	ppm	0.2	PASS	<0.1	CAPTAN *	0.1	ppm	1	PASS	<0.1
DAMINOZIDE	0.1	ppm	1	PASS	<0.1	CHLORDANE *	0.1	ppm	1	PASS	<0.1
BOSCALID	0.1	ppm	0.4	PASS	<0.1	CHLORFENAPYR *	0.1	ppm	1	PASS	<0.1
CARBOFURAN	0.1	ppm	0.2	PASS	<0.1	CYFLUTHRIN *	0.1	ppm	1	PASS	<0.1
CHLORANTRANILIPROLE	0.1	ppm	0.2	PASS	<0.1	CYPERMETHRIN *	0.1	ppm	1	PASS	<0.1
CLOFENTEZINE	0.1	ppm	0.2	PASS	<0.1	METHYL PARATHION *	0.1	ppm	0.2	PASS	<0.1
DIAZINON	0.1	ppm	0.2	PASS	<0.1	MGK-264 *	0.1	ppm	0.2	PASS	<0.1
DICHLORVOS	0.1	ppm	1	PASS	<0.1	PENTACHLORONITROBENZENE *	0.1	ppm	1	PASS	<0.1
DIMETHOATE	0.1	ppm	0.2	PASS	<0.1						
DIMETHOMORPH	0.1	ppm	1	PASS	<0.1	Weight:					
ETHOPROPHOS	0.1	ppm	0.2	PASS	<0.1	0.5359g					
ETOFENPROX	0.1	ppm	0.4	PASS	<0.1	Analysis Method : SOP.T.40.104.NY, SOP.T30.104.NY and SOP.T.40.154.NY					
ETOXAZOLE	0.1	ppm	0.2	PASS	<0.1	Analyzed Date : 05/14/24 16:30:52					
FENHEXAMID	0.1	ppm	1	PASS	<0.1						
FENOXYCARB	0.1	ppm	0.2	PASS	<0.1	Weight:					
FENPYROXIMATE	0.1	ppm	0.4	PASS	<0.1	0.5359g					
FIPRONIL	0.1	ppm	0.4	PASS	<0.1	Analysis Method : SOP.T.40.154.NY					
FLONICAMID	0.1	ppm	1	PASS	<0.1	Analyzed Date : 05/14/24 16:31:20					
FLUDIOXONIL	0.1	ppm	0.4	PASS	<0.1						
HEXYTHIAZOX	0.1	ppm	1	PASS	<0.1						
IMAZALIL	0.1	ppm	0.2	PASS	<0.1						
IMIDACLOPRID	0.1	ppm	0.4	PASS	<0.1						
KRESOXIM METHYL	0.1	ppm	0.4	PASS	<0.1						
MALATHION	0.1	ppm	0.2	PASS	<0.1						
METALAXYL	0.1	ppm	0.2	PASS	<0.1						
METHIOCARB	0.1	ppm	0.2	PASS	<0.1						
METHOMYL	0.1	ppm	0.4	PASS	<0.1						
MEVINPHOS	0.1	ppm	1	PASS	<0.1						
NALED	0.1	ppm	0.5	PASS	<0.1						
OXAMYL	0.1	ppm	1	PASS	<0.1						

This Kaycha Labs Certification shall not be reproduced, unless in its entirety, without written approval from Kaycha Labs. The results relate only to the material or product analyzed. ND=Not Detected, ppm=Parts Per Million, ppb=Parts Per Billion, RSD=Relative Standard Deviation. Limit of Detection (LOD) and Limit Of Quantitation (LOQ) are terms used to describe the smallest concentration that can be detected and reliably measured by an analytical procedure, respectively. Action Levels are State determined thresholds based on 9 New York Codes, Rules and Regulations (NYCRR) Part 130 and Cannabis Law. The Measurement of Uncertainty (MU) error is available from the lab upon request. The "Decision Rule" for pass/fail does not include the MU. Any calculated totals may contain rounding errors.

**Erica Troy**

Lab Director

NY Permit # OCM-CPL-2022-00006  
ISO 17025 Accreditation # 97164

Signature  
05/21/24



# Certificate of Analysis

**PASSED**
**Cirona Labs**

 350 Buell Road  
 Rochester, NY, 14624, US  
 Telephone: (305) 498-3066  
 Email: hunter@cironalabs.com  
 License # : OCM-AUCP-22-000002

**Sample : AL40513002-002**
**Harvest/Lot ID: E-KC-SS-02-0524**
**Batch# : E-KC-SS-02-0524**
**Sampled : 05/13/24 02:00 PM**
**Sample Size Received : 18 units**
**Total Amount : 2400 units**
**Sampling Method : SOP.T.20.010.NY**

Page 4 of 6



## Residual Solvents

PASSED

Solvents	LOQ	Units	Action Level	Pass/Fail	Result
DIMETHYL SULFOXIDE	750.0	ppm	5000	PASS	<750.0
1,1,1-TRICHLOROETHANE	225.0	ppm	1500	PASS	<225.0
HEXANE, TOTAL	625.0	ppm	290	PASS	<625.0
PENTANES, TOTAL	375.0	ppm	5000	PASS	<375.0
BUTANES, TOTAL	1800.0	ppm	5000	PASS	<1800.0
XYLENES, TOTAL	250.0	ppm	2170	PASS	<250.0
1,2-DICHLOROETHANE	0.5	ppm	5	PASS	<0.5
PROPANE	900.0	ppm	5000	PASS	<900.0
METHANOL	125.0	ppm	3000	PASS	<125.0
ETHANOL	125.0	ppm	5000	PASS	245.9
ETHYL ETHER	125.0	ppm	5000	PASS	<125.0
ACETONE	125.0	ppm	5000	PASS	<125.0
2-PROPANOL	125.0	ppm	5000	PASS	<125.0
ACETONITRILE	125.0	ppm	410	PASS	<125.0
DICHLOROMETHANE	125.0	ppm	600	PASS	<125.0
ETHYL ACETATE	125.0	ppm	5000	PASS	<125.0
BENZENE	0.5	ppm	2	PASS	<0.5
N-HEPTANE	125.0	ppm	5000	PASS	<125.0
TOLUENE	125.0	ppm	890	PASS	<125.0
CHLOROFORM	0.5	ppm	60	PASS	<0.5

 Weight:  
 0.02288g

Analysis Method : SOP.T.40.044.NY

Analyzed Date : 05/15/24 16:53:09







# Certificate of Analysis


**PASSED**
**Cirona Labs**

 350 Buell Road  
 Rochester, NY, 14624, US  
 Telephone: (305) 498-3066  
 Email: hunter@cironalabs.com  
 License # : OCM-AUCP-22-000002

**Sample : AL40513002-002**
**Harvest/Lot ID: E-KC-SS-02-0524**
**Batch# : E-KC-SS-02-0524**
**Sampled : 05/13/24 02:00 PM**
**Sample Size Received : 18 units**
**Total Amount : 2400 units**
**Sampling Method : SOP.T.20.010.NY**

Page 5 of 6

 <b>Microbial</b> <span style="float: right;"><b>PASSED</b></span>						 <b>Mycotoxins</b> <span style="float: right;"><b>PASSED</b></span>					
Analyte	LOQ	Units	Result	Pass / Fail	Action Level	Analyte	LOQ	Units	Result	Pass / Fail	Action Level
TOTAL AEROBIC BACTERIA	100	CFU/g	<100	PASS	10000	AFLATOXIN G2	0.003	ppm	<0.003	PASS	0.02
TOTAL YEAST AND MOLD	100	CFU/g	<100	PASS	1000	AFLATOXIN G1	0.003	ppm	<0.003	PASS	0.02
ESCHERICHIA COLI SHIGELLA SPP			Not Present	PASS		AFLATOXIN B2	0.003	ppm	<0.003	PASS	0.02
SALMONELLA SPECIES			Not Present	PASS		AFLATOXIN B1	0.003	ppm	<0.003	PASS	0.02
ASPERGILLUS TERREUS			Not Present	PASS		OCHRATOXIN A+	0.010	ppm	<0.010	PASS	0.02
ASPERGILLUS NIGER			Not Present	PASS		TOTAL AFLATOXINS (B1, B2, G1, G2)	0.003	ppm	<0.003	PASS	0.02
ASPERGILLUS FLAVUS			Not Present	PASS							
ASPERGILLUS FUMIGATUS			Not Present	PASS							
Weight: 1.0101g						Weight: 0.5359g					
Analysis Method : SOP.T.40.058A.NY, SOP.T.40.058B.NY, SOP.T.40.208.NY Analyzed Date : 05/14/24 10:12:23						Analysis Method : SOP.T.30.104.NY, SOP.T.40.104.NY Analyzed Date : 05/14/24 16:30:09					

 <b>Heavy Metals</b> <span style="float: right;"><b>PASSED</b></span>					
Metal	LOQ	Units	Result	Pass / Fail	Action Level
ANTIMONY	0.1000	ug/g	<0.1000	PASS	120
ARSENIC	0.1000	ug/g	<0.1000	PASS	1.5
CADMIUM	0.1000	ug/g	<0.1000	PASS	0.5
CHROMIUM	1.0000	ug/g	<1.0000	PASS	1100
COPPER	1.0000	ug/g	<1.0000	PASS	300
LEAD	0.1000	ug/g	<0.1000	PASS	0.5
MERCURY	0.0100	ug/g	<0.0100	PASS	3
NICKEL	0.1000	ug/g	<0.1000	PASS	20
Weight: 0.5168g					
Analysis Method : SOP.T.30.084.NY, SOP.T.40.084.NY Analyzed Date : 05/14/24 17:37:40					

This Kaycha Labs Certification shall not be reproduced, unless in its entirety, without written approval from Kaycha Labs. The results relate only to the material or product analyzed. ND=Not Detected, ppm=Parts Per Million, ppb=Parts Per Billion, RSD=Relative Standard Deviation. Limit of Detection (LOD) and Limit Of Quantitation (LOQ) are terms used to describe the smallest concentration that can be detected and reliably measured by an analytical procedure, respectively. Action Levels are State determined thresholds based on 9 New York Codes, Rules and Regulations (NYCRR) Part 130 and Cannabis Law. The Measurement of Uncertainty (MU) error is available from the lab upon request. The "Decision Rule" for pass/fail does not include the MU. Any calculated totals may contain rounding errors.

**Erica Troy**

Lab Director

 NY Permit # OCM-CPL-2022-00006  
 ISO 17025 Accreditation # 97164



 Signature  
 05/21/24



# Certificate of Analysis

**PASSED**

**Cirona Labs**

350 Buell Road  
Rochester, NY, 14624, US  
Telephone: (305) 498-3066  
Email: hunter@cironalabs.com  
License # : OCM-AUCP-22-000002

Sample : AL40513002-002  
Harvest/Lot ID: E-KC-SS-02-0524

Batch# : E-KC-SS-02-0524 Sample Size Received : 18 units  
Sampled : 05/13/24 02:00 PM Total Amount : 2400 units  
Sampling Method : SOP.T.20.010.NY

Page 6 of 6



**Water Activity** **PASSED**

**Homogeneity** **PASSED**

Amount of tests conducted : 1

Analyte	LOQ	Units	Result	P/F	Action Level
Water Activity	0.10	aw	0.60	PASS	0.85

Weight: 1.0094g  
Analysis Method : SOP.T.40.019  
Analyzed Date : 05/14/24 12:50:30

Analyte	LOQ	Units	Pass/Fail	Result	Action Level
HOM1 TOTAL THC PERCENT DIFFERENCE	0.01	%	PASS	2.80	25
HOM1 TOTAL CBD PERCENT DIFFERENCE	0.01	%	PASS	ND	25
HOM2 TOTAL THC PERCENT DIFFERENCE	0.01	%	PASS	2.80	25
HOM2 TOTAL CBD PERCENT DIFFERENCE	0.01	%	PASS	ND	25
HOM3 TOTAL THC PERCENT DIFFERENCE	0.01	%	PASS	1.87	25
HOM3 TOTAL CBD PERCENT DIFFERENCE	0.01	%	PASS	ND	25
HOM4 TOTAL THC PERCENT DIFFERENCE	0.01	%	PASS	1.87	25
HOM4 TOTAL CBD PERCENT DIFFERENCE	0.01	%	PASS	ND	25
HOM5 TOTAL THC PERCENT DIFFERENCE	0.01	%	PASS	1.87	25
HOM5 TOTAL CBD PERCENT DIFFERENCE	0.01	%	PASS	ND	25

Analysis Method : SOP.T.30.031.NY, SOP.T.40.031.NY  
Analyzed Date : 05/14/24 14:46:01

Homogeneity testing is performed utilizing High Performance Liquid Chromatography with UV detection in accordance with F.S. Rule 64ER20-39.

**Erica Troy**  
Lab Director

NY Permit # OCM-CPL-2022-00006  
ISO 17025 Accreditation # 97164

Signature  
05/21/24